


Linear Slot Diffusers



Product description

High capacity linear diffuser, for variable or constant air flow, with fixed directional vanes KOOLAIR, model **KLD**, of _ mm long and _ slots. Incorporates side connection plenum box made in sheet steel, with volume control damper at the entry of it. Frames made in extruded aluminium. Finished in anodised aluminium or painted in RAL colour upon request. Recommended installation height between 2.5 and 4 m.

Other models

KLD-FF. Linear diffuser with filterholder hinged toward the outside. For returning air.

KLD-Plate. Linear diffuser integrated in plate of dimensions LxH, to be installed in false ceiling.

Note: Possible to form continuous lines (Maximum length per section 2000 mm).

On request, top plenum available insulated/ uninsulated (PFS-A/PFS / PDS-A/PDS).

Mounting

PFL-RE. Fixed side connection plenum box, without internal insulation made in galvanised sheet steel.

PFL-A-RE. Fixed side connection plenum box, internally insulated made in galvanised sheet steel.

PDL-RE. Removable, by bridges, side connection plenum box, without insulation and made in galvanised sheet steel.

PDL-A-RE. Removable, by bridges, side connection plenum box, internally insulated and made in galvanised sheet steel.

PBL-RE. Removable, by screws, side connection plenum box, without insulation and made in galvanised sheet steel.

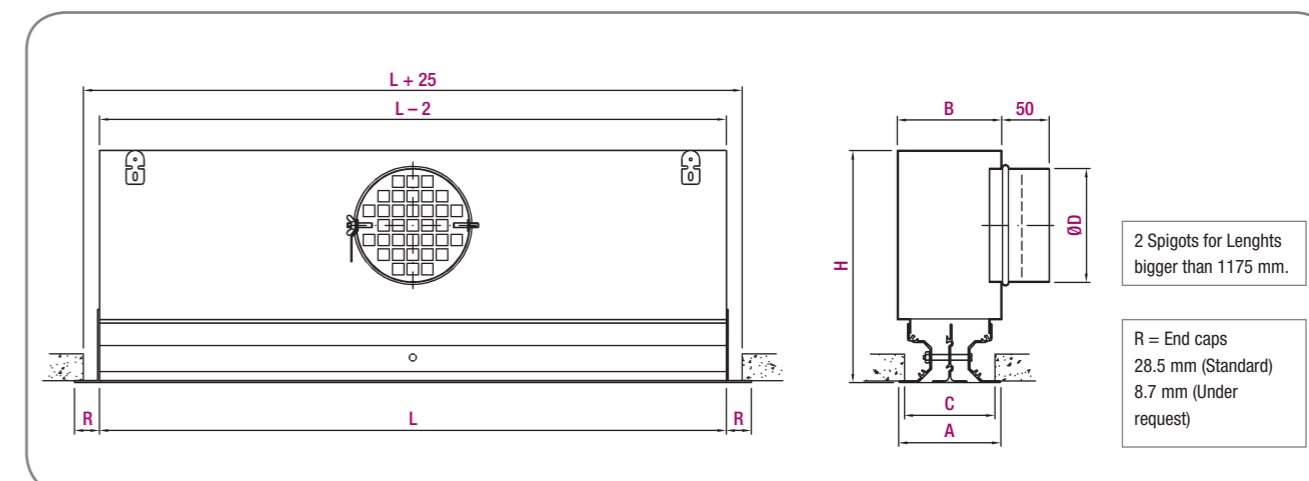
PBL-A-RE. Removable, by screws, side connection plenum box, internally insulated and made in galvanised sheet steel.

PM. Mounting bridge.

RFS06. Include a volume control damper.

Note: Connection plenum box can be equipped with VCD on the spigot accessible from the room, available upon request.


General dimensions



Custom plenums available to suit reduced heights above false ceilings.

N° of Slots	A	B	C	Ø D	H
1:0 / 0:1	60	79	50	159	275
2:0 / 0:2	92	99	82	199	330
3:0 / 0:3	123	131	113	249	330
4:0 / 0:4	155	163	145	249	330
1:1	92	105	82	199	330
1:2 / 2:1	123	137	113	249	330
1:3 / 3:1 / 2:2	155	169	145	249	330

Unit mm



Selection table

(Flow rate per linear metre of diffuser)

N° of Slots	Dimension	Q (m³/h)	L _{wa} [dB(A)]	ΔP _t (Pa)	X (m)	V _k (m/s)
1	1000	140	24	7	2,8	4,3
		190	32	12	3,8	5,7
		250	40	22	5,0	7,7
2	1000	230	24	4	3,2	3,5
		300	32	8	4,3	4,6
		400	40	14	5,8	6,2
3	1000	300	24	3	3,5	3,1
		400	32	6	4,7	4,1
		550	40	11	6,2	5,5
4	1000	360	24	3	3,7	2,8
		470	32	5	4,9	3,7
		650	40	9	6,6	5,0

The Selection Table shows a summary of dimensions. Other sizes available. Consult the Sales Department.

LEGEND

Q (m³/h): Air flow.
L_{wa} [dB(A)]: Sound power level.
ΔP_t (Pa): Total pressure loss.
X (m): Throw for a maximum velocity of 0.25 m/s at the occupied zone
ΔT = 0 °C (isothermal conditions), installed at a height of 3 m.
V_k (m/s): Effective velocity.