DF-TR-R/DF-TR-V

Catalogue Series DF-TR



DFTR-R

Thermo-adjustable swirl diffuser

Product description

Variable geometry swirl diffuser, KOOLAIR, model **DF-TR-R / DF-TR-V**, plate dimension of 595x595 mm, thermally regulated without the need of a motor, to supply hot air vertically and cold air horizontally
It includes connection plenum box made in galvanised steel sheet, with volume control damper.
Finished in any RAL colour upon request.
Recomended height installation between 3.5 to 5 m for **DF-TR-R** model.
Recomended height installation between 4.5 to 8 m for **DF-TR-V** model.

Other models

DFTR-R-E / DFTR-V-E. Thermo-adjustable circular swirl diffuser for plaster ceiling plate.
DFTR-R-C / DFTR-V-C. Thermo-adjustable swirl diffuser integrated in round plate of Ø 595 mm.

Mounting

PDL-RE. Plenum with side connection without insulation for square panel,with manual damper accessible from false ceiling.
PDL-A-RE. Plenum with side connection internally insulated for square panel,with manual damper accessible from false ceiling.
PDL-RL. Plenum with side connection without insulation for square panel,with manual damper accessible from room.
PDL-A-RL. Plenum with side connection internally insulated for square panel,with manual damper accessible from room.
PCDL-RL. Plenum with side connection without insulation for round panel,with manual damper accessible from room.
PCDL-A-RL. Plenum with side connection internally insulated for round panel,with manual damper accessible from room.

Note: On request, top plenum available insulated/ uninsulated (PDS-A-RE/PDS-RE).

General dimensions

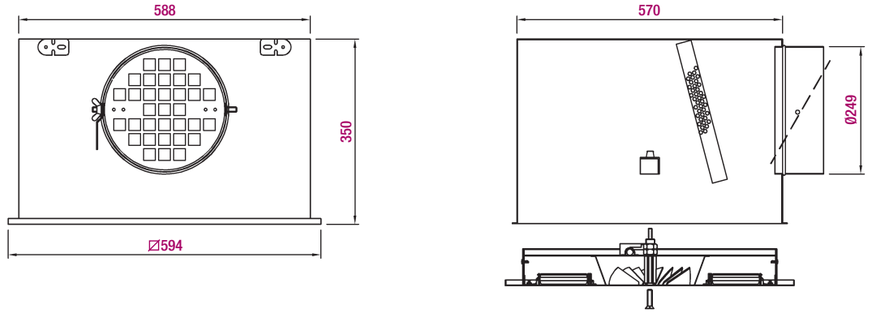

DFTR-R

Custom plenums available to suit reduced heights above false ceilings.

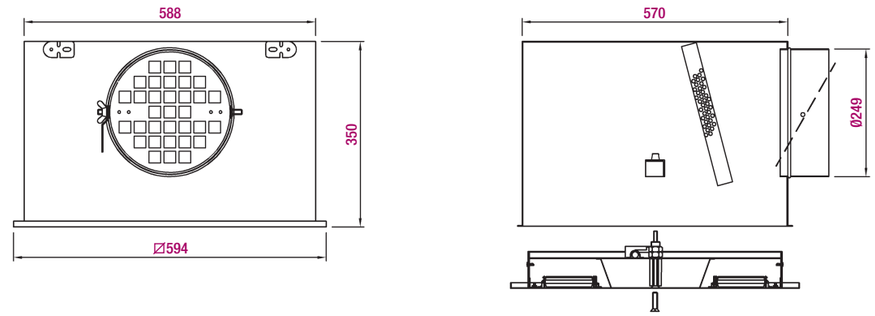

DFTR-V

Custom plenums available to suit reduced heights above false ceilings.

Selection table **(horizontal discharge)**

Q (m^3/h)	L_{wA} [dB(A)]	Δ P_t (Pa)	X (m)
500	32	18	2.4
670	40	31	3.2
900	48	55	4.3

Selection table DFTR-R **(vertical discharge)**

Q (m^3/h)	L_{wA} [dB(A)]	ΔP_t (Pa)	$Y_{0,5}$ (m)	$Y_{0,3}$ (m)	Y_{max} (m)
440	32	21	2.2	2.7	3.1
570	40	34	2.9	3.6	4.0
750	48	59	3.7	4.7	5.2

Selection table DFTR-V **(vertical discharge)**

Q (m^3/h)	L_{wA} [dB(A)]	ΔP_t (Pa)	$Y_{0,5}$ (m)	$Y_{0,3}$ (m)	Y_{max} (m)
450	32	23	2.9	3.4	3.7
600	40	40	3.9	4.6	4.9
810	48	72	5.3	6.2	6.6

LEGEND

Q (m^3/h): Air flow.
L_{wA} [dB(A)]: Sound power level.
ΔP_t (Pa): Total pressure loss.
X (m): Throw for a maximum velocity of 0.25 m/s at the occupied zone ΔT = 0 ºC et hauteur de l'installation 3 m.
$Y_{0,5}$- $Y_{0,3}$- Y_{max} (m): Vertical penetration for a maximum air vein velocity of 0.5, 0.3 and 0 m/s respectively and ΔT = +10º C (hot).